



Hawa Glass/Metal

Folding and Sliding
Hardware Systems

About Hawa Sliding Solutions

Since Hawa Sliding Solutions started in 1965, pivoting, sliding and folding architectural hardware has been at the centre of our world. We're always excited by the world of applications our solutions offer our customers. Hawa's stellar consistency and dedication to ongoing innovation have earned us international repute and recognition in our specific business areas: architectural hardware for glass/metal, architectural hardware for wood, architectural hardware for sliding shutters, and furniture hardware. This renowned Swiss quality has remained our leading principle to this day, and despite an export ratio of more than 80%, we continue manufacturing all our products in Switzerland. This is because we base our core philosophy on exemplary Swiss values — precision, safety and reliability.

CONTENTS



Hawa Junior
Glass Sliding Doors

PAGE

04



Hawa Variotec 150/GR

PAGE

12



Hawa Porta
Glass Sliding Doors

PAGE

06



Hawa Shopfront 400/G

PAGE

13



Hawa Glass
Sliding and Stacking

PAGE


08



Hawa Glass
Folding

PAGE


14



Hawa Aperto 60/GL

PAGE


10



Hawa Variifold 80/GV
Hawa Centrefold 80/GV

PAGE

16



Hawa Variotec 150/GV

PAGE

11



Häfele Service+

PAGE

18



Hawa Junior Glass Sliding Doors





From office buildings, shopping centres, hotels and residential housing, Hawa Junior offers the best, high-quality aesthetic sliding solutions for a wide variety of applications in both private and public buildings.


Hawa Junior Glass Sliding Doors

For elegant, installation-friendly sliding door solutions with multiple fixing options across weight classes



Technical specifications

	Max.	40/80/120/ 160/250 kg
	Max.	4000 mm
	Max.	3000 mm
		8–12 mm



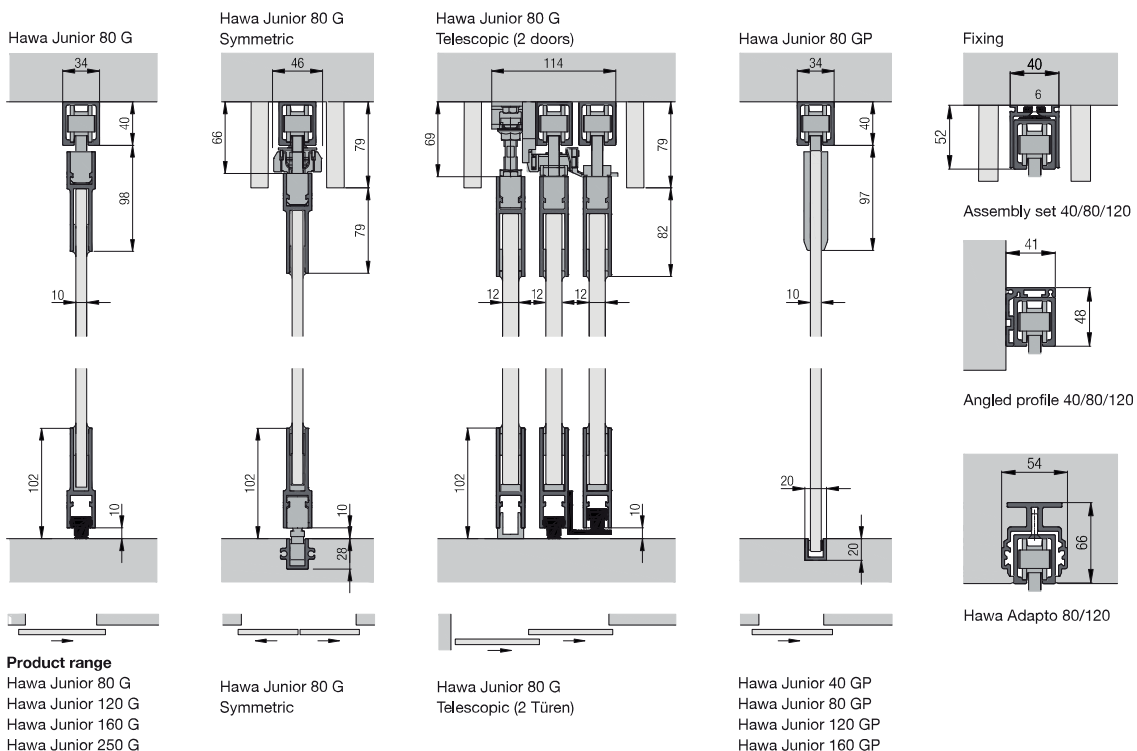
Choice of rounded or square cover caps.



Hawa Toplock combines appealing aesthetics with solid security.

A universal success story, thanks to virtually invisible hardware.

Installation examples






Hawa Porta Glass Sliding Doors





Smooth and efficient sliding solution for high quality interior designs in public and private buildings. Simple and fast installation with multiple added features.

Hawa Porta Glass Sliding Doors

For robust glass doors with multiple fixing options that glide along running tracks with unparalleled quietness

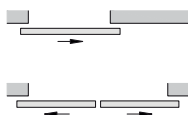
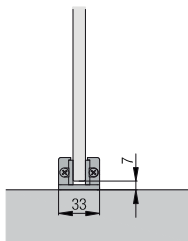
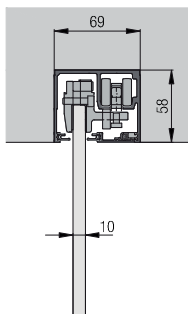


Technical specifications

-  Max. 40/100 kg
-  Max. 2700 mm
-  Max. 1600 mm
-  8–12 mm

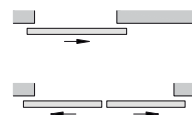
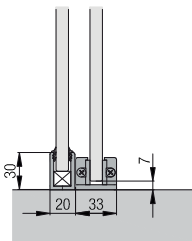
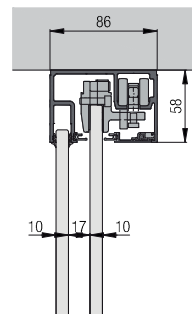
Installation examples

Hawa Porta 100 GW



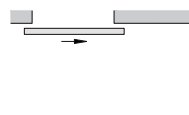
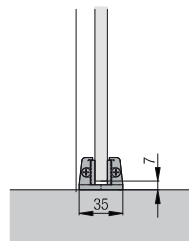
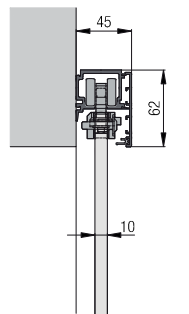
Hawa Porta 100 GW

Hawa Porta 100 GWF



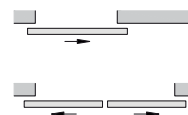
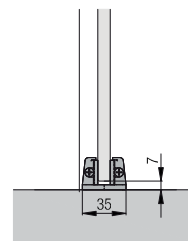
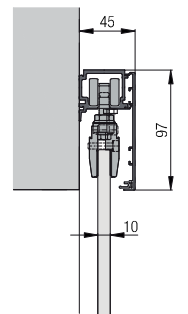
Hawa Porta 100 GWF

Hawa Porta 100 GMD



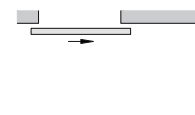
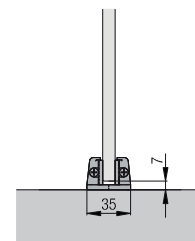
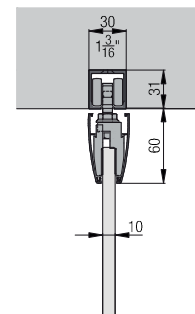
Hawa Porta 100 GMD

Hawa Porta 100 G



Hawa Porta 100 G
Hawa Porta 100 GF

Hawa Porta 100 GM



Hawa Porta 100 GM
Hawa Porta 100 GU



Operable Walls





Hawa Glass Sliding and Stacking

Hawa's range of glass sliding and stacking operable wall systems enable easy room transformation. Effortlessly adapt your room by sliding and stacking your doors into a parking bay and then smoothly move them back, all with one finger. Installations possible for panels with or without bottom guide channels. For glass panels 60kg to 400kg.

Hawa Aperto 60/GL

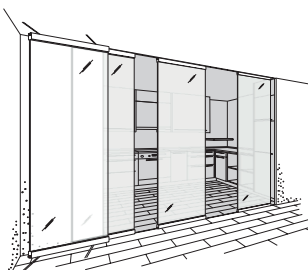
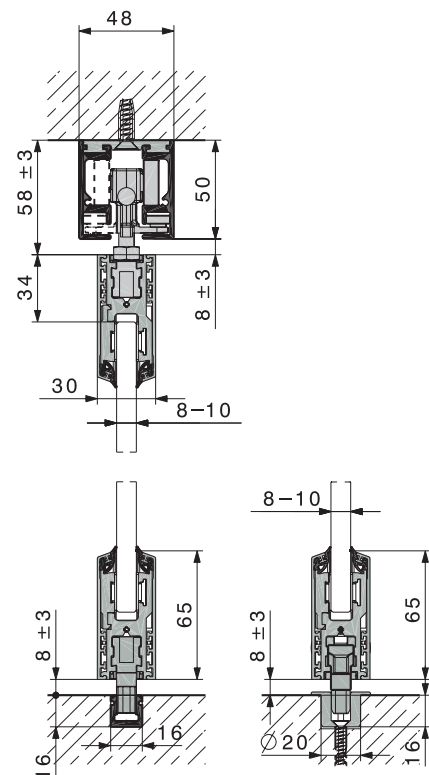
For light-duty stackable glass sliding walls



An elegant solution for glass room partitions and above counter applications.


Features of Hawa Aperto 60 GL

- Maximum door weight 60 kg
- Stacking area accommodates up to 9 door panels incl. pivot door
- Profile height 65 mm
- Door thickness ESG (fully tempered monolithic glass): 8–10 mm
- Minimum door width 500 mm
- Maximum door width (stacking parallel to the slide axis)
 - Sliding door: 1100 mm
 - Pivot door: 1200 mm
- Maximum door width (stacking 90° to the slide axis)
 - Sliding door and pivot door: 950 mm
- Maximum door height 2600 mm
- Height adjustment ± 3 mm
- Centre stop with progressively adjustable retention spring catch
- Running tracks and bottom guide channels: alu plain anodized
- Complete, harmonious solution thanks to fixed glass set
- Comprehensive planning and assembly instructions



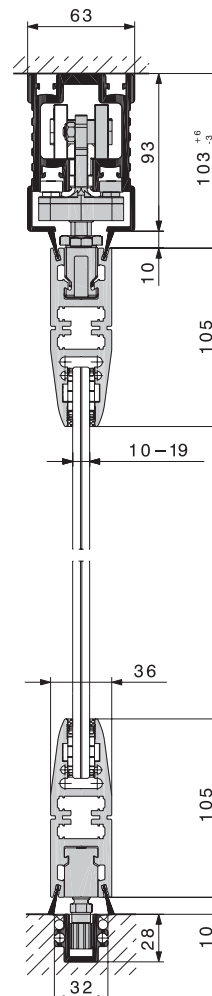
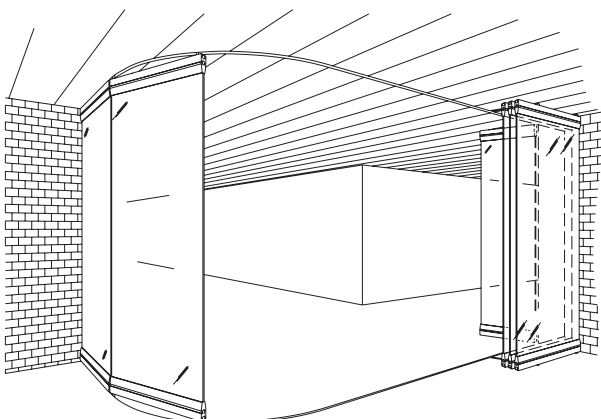
Hawa Variotec 150/GV

For elegant all-glass sliding walls with outstanding curve technology

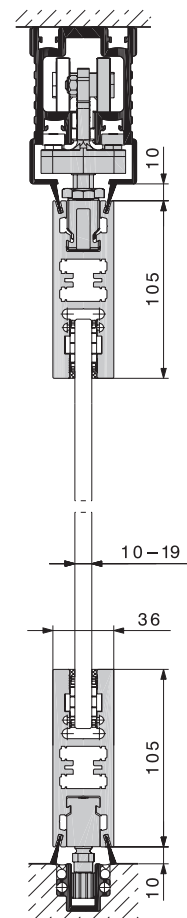


Features of the Hawa Variotec 150 GV

- Modular system
- Trolley with 2-point guide wheels
- Progressive vertical adjustment (+6/-3 mm)
- Extremely smooth and quiet cornering
- Elegant top-fixed suspension and glass retainer
- Precision glazing
- Minimum axis radius, 4000 mm
- All components installed in profile
- Secure locking mechanism
- Minimal space requirement in stacking area
- Running track with facing
- System has been tested to AS2047. Reports available on request
- For single panel toughened glass with glass thickness of 10–19mm.



• Standard profile



• Straight profile, 105 mm


Hawa Variotec 150/GR

For sturdy sliding glass walls with a frame profile



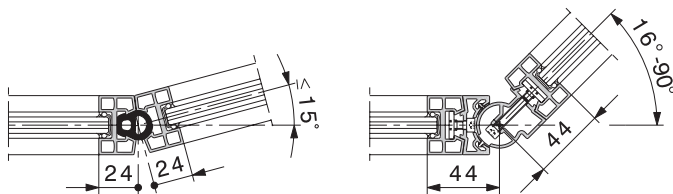
Features of the Hawa Variotec 150 GR frame profile

- Modular system
- Filigree frame system with just 24 mm visible width
- Changes in direction between 16° and 90° are possible
- Maximum panel weight 150 kg
- Recommended maximum panel height 3500 mm
- No glass cut-outs required
- Protects against draughts
- Enhanced rigidity for tall glass structures
- All hardware built-in to the profile
- Secure locking



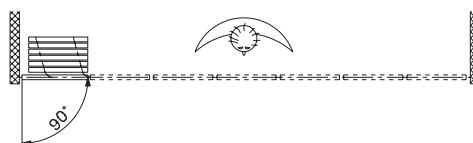
Changes of direction

Thanks to customizable changes of direction and an option for installations with curved rails, virtually any floor plan layout is possible.

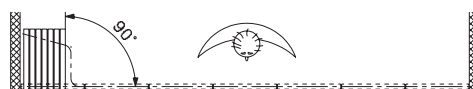


Stacking areas

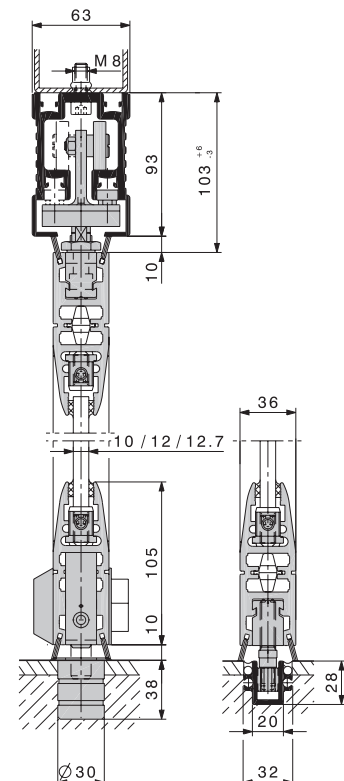
Stacking area parallel to sliding axis



Stacking area 90° to sliding axis



Construction examples



Hawa Shopfront 400/G

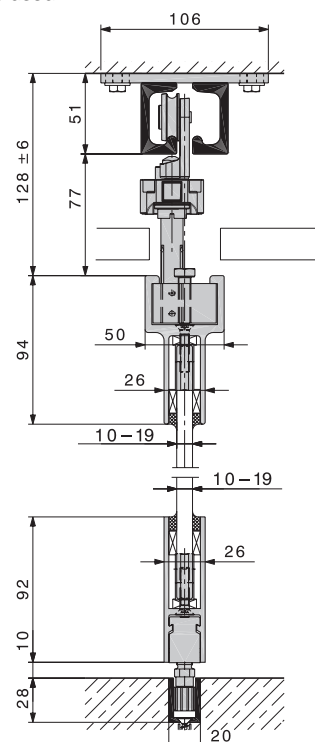
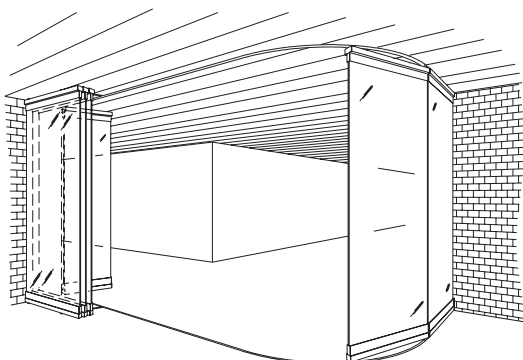
For heavy-duty all-glass sliding doors and walls



*The above pictures are indicative only, and feature Variotec in settings where Shopfront may be used.

Features of the Hawa Shopfront 400 G

- Two-wheeled trolley with steel wheels
- Stainless steel running tracks WNR 1.4301/AISI 304
- Minimum axis radius, 4000 mm
- Smooth and quiet operation
- Suitable for heavyweight all-glass sliding-wall installations
- Minimal space requirement for stacking
- Customized solutions
- To suit glass thickness of 10–19mm





Glass — Folding





Hawa Glass Folding

Hawa's folding glass range is the perfect trouble-free, flexible solution to closing openings up to 6m wide. Its design allows for easy planning and installation, silent running properties and excellent material and finish quality.

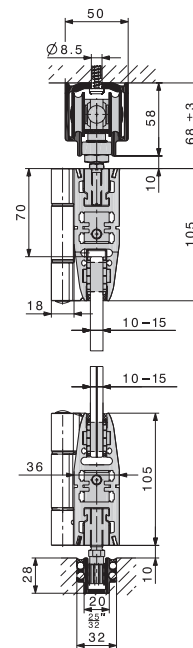
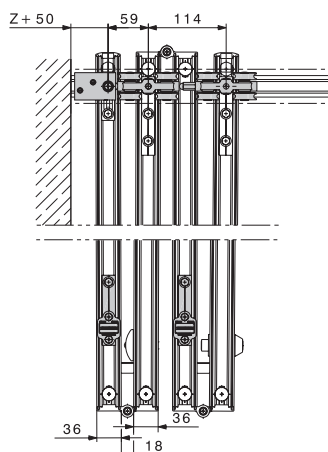
Hawa Variofold 80/GV

For all-glass folding walls in rooms up to 6m wide

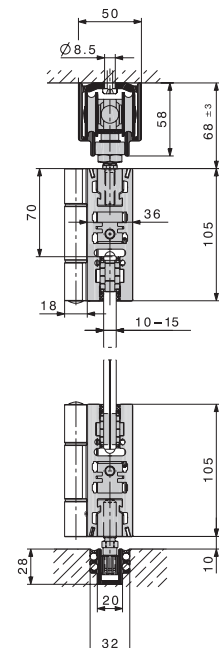


Features of the Hawa Variofold 80 GV

- Min. panel width 400 mm
- Max. panel width 900 mm
- Max. panel height 2600 mm
- Max. panel weight 80 kg
- The same components may be used for constructing installations that open to the left or right, inwards or outwards
- The opposite side may be equipped with a separate pivot door
- Vertical adjustment ± 3 mm
- Elegant design
- Secure locking mechanism
- Extremely smooth and silent operation
- Minimal space requirement in stacking area
- Glass thickness fixed glass
- To suit glass thickness of 10–15mm



• Standard profile



• Straight profile

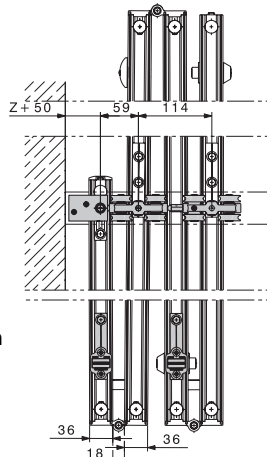

Hawa Centrefold 80/GV

For folding all-glass concertina walls without a floor guide

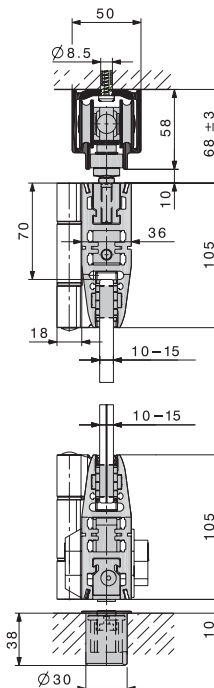


Features of the Hawa Centerfold 80 GV

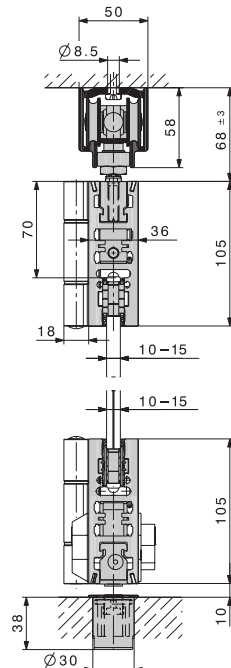
- Min. panel width 500 mm
- Max. panel width 900 mm
- Max. panel height 2600 mm
- Max. panel weight 80 kg
- The same components may be used for constructing installations that open to the left or right, inwards or outwards
- The opposite side may be equipped with a separate pivot door
- Vertical adjustment ± 3 mm
- Elegant design
- Secure locking mechanism
- Extremely smooth and silent operation
- Minimal space requirement in staking area
- Glass thickness fixed glass
- To suit glass thickness 10–15mm



Z ≥ 5 mm
Clearance between
wall and door



• Standard profile



• Straight profile

Häfele **Service+**

At Häfele, providing customer specific solutions is a core part of our business. Our value-added solutions are offered through our Service Plus Production team, so let us do the work for you and reduce your labour costs and wastage.

From planning and designing glass operable walls, to quotations and CAD, Häfele supports you at every stage. We offer comprehensive production services including, cut-to-size, door hardware packing and powder coating or anodising of milled aluminium extrusions for any requirement.

Our 360-degree service continues with after sales support including installation consultations, assembly assistance, maintenance, service, and repairs.



Service+ Planning

Design consultation service
Quotation service
CAD planning

Service+ Customised

Aluminium extrusion cut to size
Milling for all hardware
Powder coating
Anodising

Service+ Assist

Assembly assistance
Installation consultation
Service, maintenance & repair

At home all over the world

In our ever more globalised world, it is hardly a surprise when a drink served in Singapore is the same as one poured in Sydney or when the TV in the hotel room in Cape Town is identical to one in San Francisco. Likewise, Hawa's sliding solutions deliver the same excellent quality experience wherever you are, whether they're greeting you at the Petronas Twin Towers in Malaysia or St. Mary Axe in London.

Quality prevails everywhere, as do we. You're always in good company with Hawa.

Cultural and Congress Centre, Switzerland



Emirates Twin Towers, UAE



30 St. Mary Axe, Great Britain



Zurich Airport, Switzerland



25 Martin Place, Australia





Hawa Sliding Solutions APAC Pte. Ltd | **Email:** apac@hawa.com | **www.hawa.com**

HÄFELE

HAWA GLASS BROCHURE - 05.2022

Häfele Australia Pty. Ltd. | 8 Monterey Road | Dandenong | Victoria 3175
Phone: 1300 659 728 | **Fax:** (03) 9212 2001 | **Email:** info@hafele.com.au | **www.hafele.com.au**

Häfele New Zealand Ltd. | 16 Accent Drive | East Tamaki | Auckland 2013
Phone: 0800 442 335 | **Email:** info@hafele.co.nz | **www.hafele.co.nz**

HÄFELE LOCATIONS:

Australia | MELBOURNE | SYDNEY | NEWCASTLE | BRISBANE | ADELAIDE | LAUNCESTON | HOBART | PERTH
New Zealand | AUCKLAND | WELLINGTON | CHRISTCHURCH